



TH/.025 Connector System

TE Internal #: 1717148-1

Automotive Terminals, Receptacle, Mating Tab Width .025 in [.64 mm], Tab Thickness .025 in [.64 mm], 22 – 20 AWG Wire Size, TH/.025 Connector System

[View on TE.com >](#)

Terminals & Splices > Automotive Terminals > TH/.025 CONNECTOR SYSTEM, RECPT AND TAB



Terminal Type: **Receptacle**

Mating Tab Width: **.64 mm [.025 in]**

Mating Tab Thickness: **.64 mm [.025 in]**

Terminal Transmits: **0 – 24 A (Low Power)**

Wire Size: **22 – 20 AWG**

[All TH/.025 CONNECTOR SYSTEM, RECPT AND TAB \(26\)](#)

Features

Product Type Features

Receptacle Style	180°
Sealable	Yes
Primary Locking Feature	Clean Body

Body Features

Terminal Seal Type	Family Seal
--------------------	-------------

Contact Features

Contact Size	.63mm
Contact Fabrication	Stamped & Formed
Typical Current Rating	3 A
Crimp Type	F-Crimp
Terminal Type	Receptacle
Mating Tab Width	.64 mm[.025 in]
Mating Tab Thickness	.64 mm[.025 in]
Interface Plating	Tin (Sn)
Contact Termination Area Plating Material	Tin (Sn)

Termination Features



Termination Method to Wire & Cable	Crimp
------------------------------------	-------

Product Terminates To	Wire
-----------------------	------

Dimensions

Wire Size	.3 – .5 mm ²
-----------	-------------------------

Wire Size Search	20 AWG, 21 AWG, 22 AWG
------------------	------------------------

Wire Insulation Diameter	1.1 – 1.6 mm
--------------------------	--------------

Usage Conditions

Insulation Option	Uninsulated
-------------------	-------------

Operating Temperature (Max)	80 °C, 85 °C, 90 °C, 100 °C, 105 °C, 110 °C, 120 °C[176 °F][185 °F][194 °F][212 °F][221 °F] [230 °F][248 °F]
-----------------------------	--

Operating Temperature Range	-40 – 120 °C[-40 – 248 °F]
-----------------------------	----------------------------

Operation/Application

Compatible With Wire Base Material	Copper
------------------------------------	--------

Packaging Features

Packaging Method	Reel
------------------	------

Packaging Quantity	9000
--------------------	------

Other

Terminal Transmits	0 – 24 A (Low Power)
--------------------	----------------------

Product Compliance

[For compliance documentation, visit the product page on TE.com>](#)

EU RoHS Directive 2011/65/EU	Compliant
------------------------------	-----------

EU ELV Directive 2000/53/EC	Compliant
-----------------------------	-----------

China RoHS 2 Directive MIIT Order No 32, 2016	No Restricted Materials Above Threshold
---	---

EU REACH Regulation (EC) No. 1907/2006	Current ECHA Candidate List: JUNE 2022 (224) Candidate List Declared Against: JUNE 2022 (224) Does not contain REACH SVHC
--	---

Halogen Content	Low Halogen - Br, Cl, F, I < 900 ppm per homogenous material. Also BFR/CFR/PVC Free
-----------------	---

Solder Process Capability	Not applicable for solder process capability
---------------------------	--



Product Compliance Disclaimer

This information is provided based on reasonable inquiry of our suppliers and represents our current actual knowledge based on the information they provided. This information is subject to change. The part numbers that TE has identified as EU RoHS compliant have a maximum concentration of 0.1% by weight in homogenous materials for lead, hexavalent chromium, mercury, PBB, PBDE, DBP, BBP, DEHP, DIBP, and 0.01% for cadmium, or qualify for an exemption to these limits as defined in the Annexes of Directive 2011/65/EU (RoHS2). Finished electrical and electronic equipment products will be CE marked as required by Directive 2011/65/EU. Components may not be CE marked. Additionally, the part numbers that TE has identified as EU ELV compliant have a maximum concentration of 0.1% by weight in homogenous materials for lead, hexavalent chromium, and mercury, and 0.01% for cadmium, or qualify for an exemption to these limits as defined in the Annexes of Directive 2000/53/EC (ELV). Regarding the REACH Regulation, the information TE provides on SVHC in articles for this part number is based on the latest European Chemicals Agency (ECHA) 'Guidance on requirements for substances in articles' posted at this URL: <https://echa.europa.eu/guidance-documents/guidance-on-reach>

Compatible Parts



TE Part # 2305570-1
Strip Terminal Cutter-Side Feed-No Crimp



TE Part # CAT-T319-CH8172
TH/.025 CONNECTOR SYSTEM, HOUSING



TE Part # 1473842-2
CLEAN BODY 025 CONNECTOR 10POS



TE Part # 2-2151740-1
OCEAN_2.0_Applicator-S-055F0700



TE Part # 2-2151740-2
OCEAN_2.0_Applicator-S-055F0700



TE Part # 2151740-1
OCEAN_2.0_Applicator-S-055F0700




TE Part # 2151740-2
OCEAN_2.0_Applicator-S-055F0700



TE Part # 7-2151740-7
OCEAN_2.0_SPARE_PART_KIT-055F0700



TE Part # CAT-M9194-CH8172
MULTILOCK, CONNECTOR HOUSING



TE Part # 1747331-1
HEADER ASSEMBLY

Also in the Series | TH/.025 Connector System

Automotive Connector Caps & Covers
(6)

Automotive Housings(203)





Automotive Seals & Cavity Plugs(2)



Automotive Terminals(25)



Insertion & Extraction Tools(4)

Other Automotive Connector
Accessories(5)

PCB Headers & Receptacles(144)

Documents

Product Drawings

[REC CONT ASSY S RANGE 025 CLEA](#)

English

CAD Files

Customer View Model

[ENG_CVM_CVM_1717148-1_B.2d_dxf.zip](#)

English

3D PDF

3D

Customer View Model

[ENG_CVM_CVM_1717148-1_B.3d_igs.zip](#)

English

Customer View Model

[ENG_CVM_CVM_1717148-1_B.3d_stp.zip](#)

English

By downloading the CAD file I accept and agree to the [Terms and Conditions](#) of use.

Datasheets & Catalog Pages

[TH/.025 Connector Series](#)

English

Product Specifications

[Crimping CLEAN BODY 025/040 Receptacle Contact](#)

English

[Application Specification](#)

English



Application Specification

Japanese

Crimping CLEAN BODY 025/040 Receptacle Contact

Japanese

Instruction Sheets

CLEAN BODY 025 10POSITIONS CONNECTOR

English

Instruction Sheet (non U.S.)

English

Instruction Sheet (non U.S.)

Japanese

025 T.P.S. CONNECTOR

Japanese

Instruction Sheet (non U.S.)

Japanese

The Extraction Tool for 025/040 Clean Body Connector

Japanese

Instruction Sheet (non U.S.)

Japanese